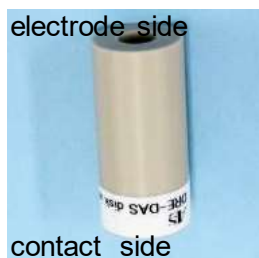



013364 DRE-AUK Au disk replaceable electrode kit


Thank you for purchasing our company products.

Please read below notes and check contents of the kit before you use.

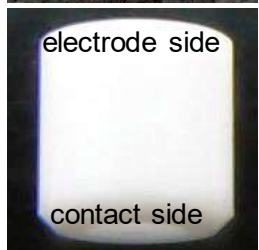
- Contents



(1) 013361 DRE-DAS Disk assembly / 1pc
The part for setting the disk and spacer.



(2) 013366 DRE-AUD Au disk / 1pc
Dia 4 mm disk electrode. Please pay attention the direction of disk electrode at assembly. We cannot warrant the electrode surface refresh if the chemical or physical modification was carried out.



(3) 013339 DRE-SPC Teflon spacer / 3pcs
The insulation part between the electrode and the ring disk electrode. The spacer will be become depleted by replacing or polishing the DRE. Please replace the spacer frequently.

013608 DRE-DCP Disk electrode polishing and exchanging tool kit must be used for assembly, disassembly or polishing of this DRE kit. Any damage due to use other tool are out of our guaranty range. You can check assembly, disassembly and polishing method of DRE in our website.

<https://www.als-japan.com/1571.html#defaultTab15>

!!CAUTION!!

1. Do not remove the label of electrode. The label is required for any case of inquiry.
2. Refrain the electrode from using in strong acid or alkaline solution.
3. Use the electrode at room temperature and atmospheric pressure.
4. To avoid breaking the tube, the electrode should be protected from strong shock.
5. Do not soak the electrode in organic solvent for a long time.
6. We cannot replace the product after using

Please check the polishing methods of disk electrode at below URL.
<https://www.als-japan.com/1571.html#defaultTab17>

You can browse the checking data of electrode in below URL .
<https://www.als-japan.com/dl/>

Please check color pdf data and the latest information with our website.

BAS Inc.

<https://www.als-japan.com> email: sales@als-japan.com